

SANCOM

SA-PAN090100-P52**9.0-10.0 GHz High Power GaN-HEMT**

Features

Frequency Range: 9.0-10.0 GHz

$P_{\text{sat}} \geq 52$ dBm

Power Gain: ≥ 8 dB

Efficiency: $\geq 35\%$

$Z_{\text{in}}/Z_{\text{out}} = 50 \Omega$



Description

Sancom Electric's GaN-HEMT SA-PAN090100-P52 offers high power, high efficiency, ease of matching and greater consistency for high power applications with 28V operation. The SA-PAN090100-P52 typically provides 52 dBm of saturated output power and 8dB of large-signal gain and can be widely used in various RF/microwave systems.

ABSOLUTE MAXIMUM RATINGS

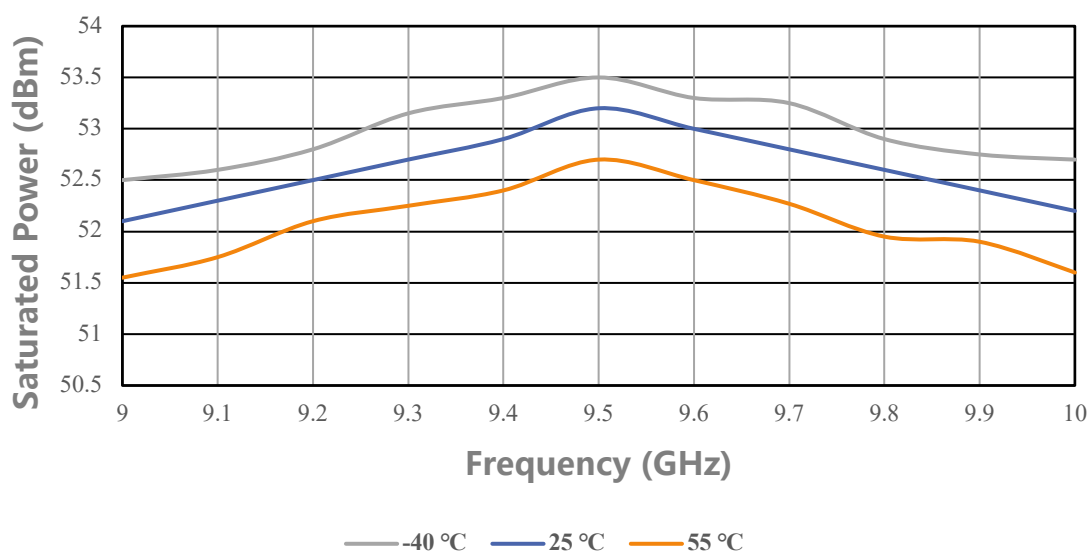
Parameter	Symbol	Condition	Rating	Unit
Drain-Source Voltage	V_{DS}	TC=25°C	40	V
Gate-Source Voltage	V_{GS}	TC=25°C	-5	V
Storage Temperature	T_{stg}	TC=25°C	-65 to 150	°C
Channel Temperature	T_{ch}	TC=25°C	150	°C

ELECTRICAL SPECIFICATIONS

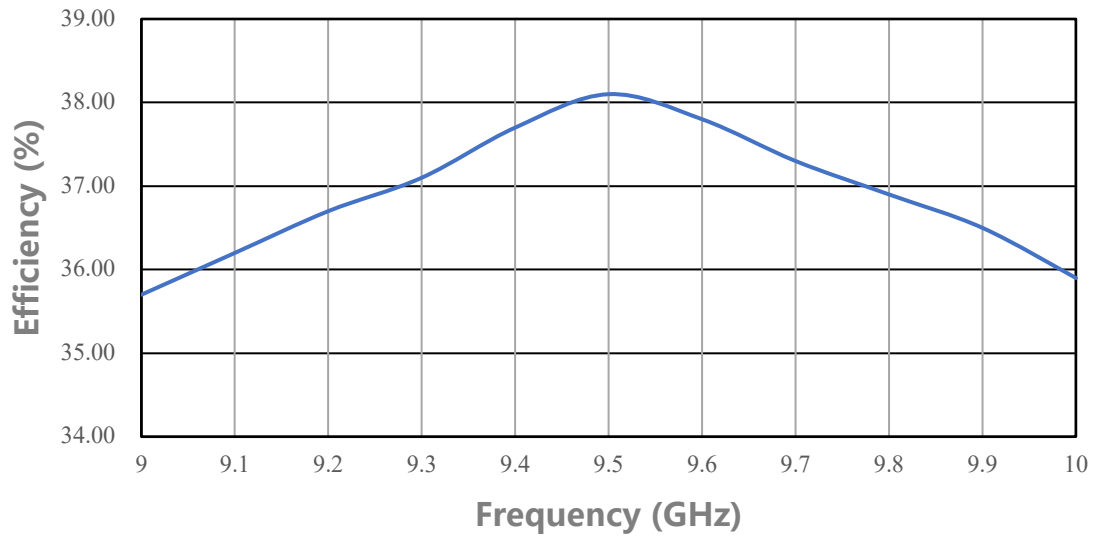
Parameter	Symbol	Condition	Min	Typ	Max	Unit
Drain-Source Current	I_{DS}	V_{DS} : 28 V Pulse T=1ms, Duty=10% P_{in} : 44dBm Freq: 9.0~ 10.0 GHz	-	16.2	-	A
Saturated Power	P_{sat}		52	-	-	dBm
Power Gain	G_p		8	-	-	dB
Efficiency	η		35	-	-	%
Flatness	ΔG		-0.8	-	0.8	dB

Performance Plots

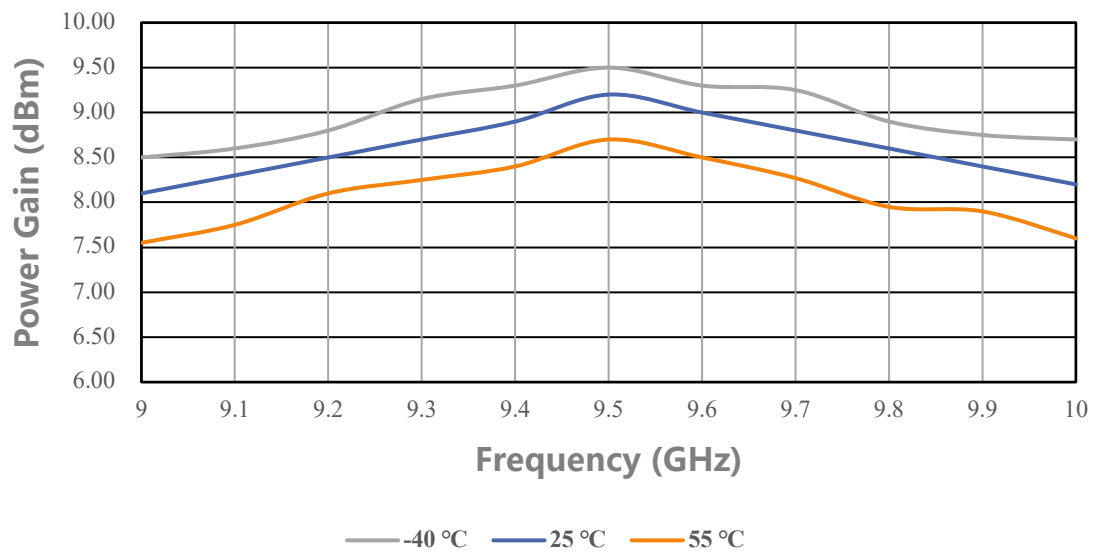
Saturated Power VS Frequency



Efficiency VS Frequency



Power Gain VS Frequency



Simplified Block Diagram



DUT information

C1: 1 pF	R_p : 51 Ω
C2: 1000 pF	R_g : 15 Ω
C3: 100 μ F	$R \approx 3.5$ mm

ESD Protection

ESD	Class III	2000 V
-----	-----------	--------

Outline Drawing



Unit: mm

Attention

- Please keep away from moisture during transportation and storage
- Pay attention to ESD prevention during chip use and assembly. Wear a grounding ESD bracelet.
- When adding electricity, add gate electricity first and then add leakage electricity